

Focus Areas Spin Wheel /35 marks

Your task: To complete a spin wheel with a description, title and sample occupation for all 8 of the focus areas.

Materials: One piece of 12 x 12 cardboard paper, one piece of 12 x12 regular paper, a push pin, a brad, pen/fine liner, template, scissors and access to the internet or a copy of the focus area descriptions.

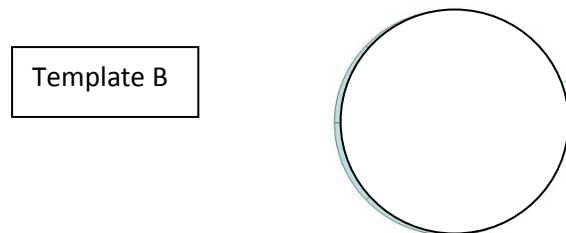
(http://www.bced.gov.bc.ca/graduation/docs/moe_grad_portfolio_p2_s2.pdf)

Instructions:

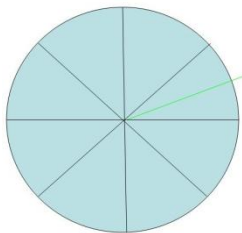
1. Trace the template A onto the cardboard paper and cut out.



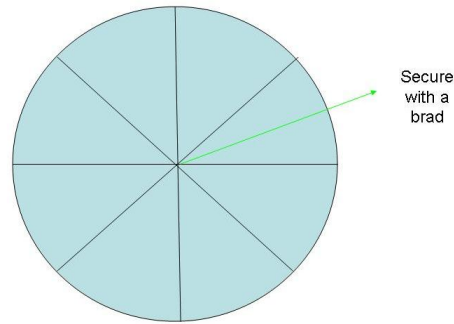
2. Trace template B onto the regular paper and cut out.



3. On the white side of the regular paper circle find the center of the circle and draw a dot, and then make a small hole with the push pin. Draw lines dividing the circle into 8 equal pie pieces.




4. Find the center of the cardboard circle and make a small hole using the push pin.
5. Place the brad through the cardboard paper first then the regular paper and split the backing.



6. You are now ready to start filling in the information. Choose one of the small sections to be the title of the focus areas and write this in pen or fine liner in each of the 8 pie sections you drew.
7. Read the description of the focus area. *In your own words* summarize the description of the focus area and write it in the largest section for each of the 8 focus areas.
8. Choose a sample career for that focus area and write it in each of the 8 different focus area pie pieces.
9. Label the front of the spin wheel "Focus Areas" (or something more creative).
10. On the front, make sure to title which section is the title, description and sample career. You can decorate the outside if you like and don't forget your name!

Your final product should look something like this:



Spin wheel Marking

Follow instructions	/5
Neat/Organized	/5
Effort	/5
F.A. Titles	/5
Occupations	/5
Descriptions	/5
Sections labelled	/5
Total	/35

Spin wheel Marking

Follow instructions	/5
Neat/Organized	/5
Effort	/5
F.A. Titles	/5
Occupations	/5
Descriptions	/5
Sections labelled	/5
Total	/35

Spin wheel Marking

Follow instructions	/5
Neat/Organized	/5
Effort	/5
F.A. Titles	/5
Occupations	/5
Descriptions	/5
Sections labelled	/5
Total	/35

Spin wheel Marking

Follow instructions	/5
Neat/Organized	/5
Effort	/5
F.A. Titles	/5
Occupations	/5
Descriptions	/5
Sections labelled	/5
Total	/35

Spin wheel Marking

Follow instructions	/5
Neat/Organized	/5
Effort	/5
F.A. Titles	/5
Occupations	/5
Descriptions	/5
Sections labelled	/5
Total	/35

Spin wheel Marking

Follow instructions	/5
Neat/Organized	/5
Effort	/5
F.A. Titles	/5
Occupations	/5
Descriptions	/5
Sections labelled	/5
Total	/35

Planning 10

Name: _____

Date: _____

Block: _____